

Bonus Project:

Once you've mastered the color wheel, consider creating a VALUE SCALE that goes from BLACK to **WHITE**.




Value: how light or dark something is.

#colorwheelchallenge
#valuescalechallenge


2. Go Outside and Play “I Spy With My Colorful Eye”



Just like regular “I Spy,” but this time you’re only looking for colors! When you find something, point to it and say, “I spy with my colorful eye, something that is ____.” When you’ve found the whole rainbow, look for complementary colors or find light, medium, and dark colors.



RYB, CMY



Colors that show different values (These greens go from Dark to Light.)



3. Found Object Faces

Find a plate and then gather objects from around the house to create faces of all kinds: happy . . . sad . . . angry . . . silly. . . . You decide! If you like... give it a title or write a poem about it.



Mr. Aron the plate is feeling sad.
Sometimes being a plate isn't so rad.
Shiny and smooth he sits in place
While people smear food all over his face.
No one offers him a single bite.
Chocolate cake? Not a crumb in sight.
And then to the dishwasher! Me oh my!
Scrubbed and washed, right in the eye.
He thinks that maybe one day he'll hop
Down from the table. It's quite a drop!
Onto the floor, then out of the room . . .
Maybe take all the forks and the spoon!
What will you do? How will you eat?
Perhaps think of that next time
and SHARE your TREATS!



Once upon a time in Green Plate Land
A green plate maiden needed a hand.
She had a tickle on her spoon-y nose.
Time goes on... the tickle grows!
Finally a person came along.
Excitedly she broke into song:
"Pretty please, give me a scratch!?
Or use me to hold a cookie batch?
Cover me with chips and cracker fish?
Something itchy or crunchy or delish?"
But people don't hear it when a plate talks.
They just continue on their leggy walks.
A kind fork was near & gave her a scratch.
A spoon and a fork make a perfect match

Thanks to [Young School Art with Mr. Giannetto](#) for the plate face idea

4. Laundry Landscapes

Think of your favorite place to go, and then “draw” it out of laundry! It can be the beach, the mountains, a river, or even a fantastic landscape of your own creation. You can ball things up, roll them, twist them, or layer them. Try starting at the top and then adding more and more layers until you get to the bottom, or creating a background and going from side to side.



Thanks to [Mrs. Mac and the Apples](#) for the great idea.

5. Recreate a Painting: Portrait

Look around at some portraits made by different artists throughout history and find one you think would be fun to recreate. Think about all the things you have around that you might use to make their clothes, hats, backgrounds, hair, and expressions!



A Young Lady Playing With A Dog
Godfried Schalcken, 1690

Outtake:

Charlie the Dog Enjoys a Treat.

Aron Parker 2020




Thanks to [Tiffanie Pierini Ho](#) for the fun idea.

Here are some fun, famous self-portraits to try too:



Le Desespere, Gustave Courbet - 1845



Self-Portrait as Saint Catherine of Alexandria
Artemisia Gentileschi, 1616



Self-Portrait with Thorn Necklace and Hummingbird, Frida Kahlo, 1940



Portrait of a Man, Jan van Eyck, 1433